

CAVIUS

THERMAL HEAT ALARM

THE WORLD'S SMALLEST



10 YEAR
BATTERY
INCLUDED
NON-REPLACEABLE

PLEASE READ THIS USER GUIDE CAREFULLY

CAVIUS

CAVIUS Thermal Heat Alarm

Part Code: 3004-003/10020

Model: 3004-001

Recess Kit Part Code: 11010

**PLEASE READ THE USER
GUIDE CAREFULLY BEFORE
INSTALLATION AND RETAIN
FOR FUTURE USE.**

For large text option and maintenance guide visit

cavius.co.nz/resources

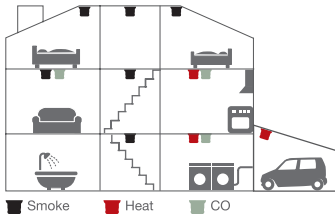
cavius.com.au/resources



The best locations in your home to install the thermal heat alarm:

- Kitchen
- Garage or Workshop
- Washing and drying area or laundry.

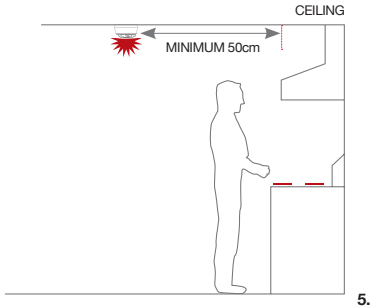
Additional heat alarms will increase the safety. The NZ and Australian Fire Services recommend alarms in every bedroom, hallway and living area for early fire detection.



Placement: The thermal heat alarm is area specific. The alarm should be placed on the ceiling and near where the potential fire risks may occur.

Never install directly above the oven / hob / stove.

For kitchen installation:

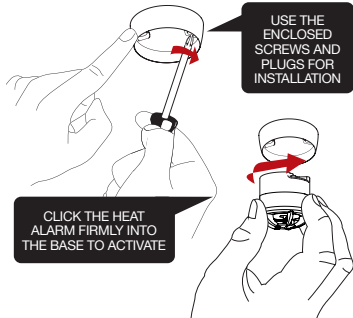
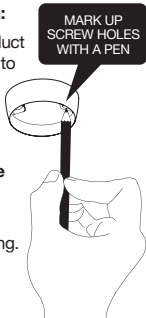


Installation of heat alarm:

Info: The label on the product must not be removed due to important information.

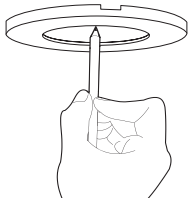
Option 1 – Standard base

1. Use the mounting base ring to mark the screw holes on the ceiling.



Option 2 – Recess Kit

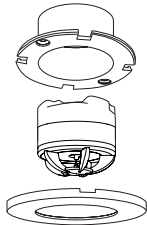
1. Place the Cover Ring on the area where you wish to install the heat alarm, trace around the inside of the ring.



**HOLE SAW
DRILL REQUIRED.**
44mm - 48mm

8.

2. Using your hole saw (44mm-48mm), cut a hole into the surface. **CAUTION:** Ensure there is no wiring or any electrical equipment behind the surface you are drilling your hole into.



INSERT RECESS KIT
MOUNTING BASE INTO
THE HOLE AND SECURE
WITH SCREWS

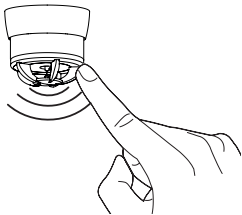
CLICK THE HEAT ALARM
FIRMLY INTO THE
BASE TO ACTIVATE

PLACE COVER RING
AROUND THE RECESS
KIT MOUNTING BASE

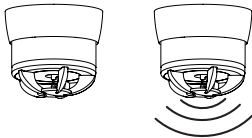
9.

Test Button: After mounting the alarm, test the heat alarm by pushing the test button (which is the entire bottom of the alarm).

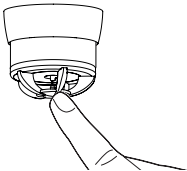
The alarm should produce a loud sound.



Heat alarm signal: The heat alarms have a visual and acoustic signal. In the passive state, the LED will flash every 48 seconds to indicate normal function. In alarming state the LED will flash and the alarm will emit a sweeping sound pattern designed to alert occupants.



Hush function: In case of unintentional or false alarms, press and hold the hush button for 2 seconds (which is the entire bottom of the alarm). This will mute the alarm for 10 minutes, after which time the alarm will automatically resume its normal function.



Maintenance: Test the heat alarm once per month by pushing the test button. The heat alarm should produce a loud alarm tone.

Place the heat alarm where it is reachable in order to test the battery and complete maintenance.

If the heat alarm does not work when the test button is pushed, please check our Trouble Shooting Guides at;

cavius.co.nz and **cavius.com.au**

FUNCTIONAL INFORMATION

Type of alarm: CAVIUS thermal heat alarm detects rapidly increased temperature level and absolute heat level.

Alarm signal: Heat alarm activation is indicated by a series of repeated tones. The minimum sounds level is 85 dB at 3 metres.

Battery: Powered by a non-replaceable CR123A 3V, 1600mAh with 10-year life (included).



10 YEAR
BATTERY
INCLUDED
NON-REPLACEABLE

Low battery indicator: A short acoustic “beep” will sound and the LED will flash every 48 seconds when the battery is near the end of its life. In this stage it will continue for a minimum 30 days.

Please replace thermal heat alarm:

You must change the heat alarm after 10 years usage, or if the heat alarm has suffered any damage. The heat alarm is not active unless it is inserted in the mounting base.

Always test the heat alarm after inserting into the mounting base, allow 5 seconds before testing.

Disposal: For product, please dispose properly at end of life. The alarm can be recycled at an electronic waste recycling centre.

Other information:

- Do not paint the heat alarm.
- Note the local country regulations regarding installation of heat alarms in new buildings.

The CAVIUS Thermal Heat Alarm is designed for areas where a fire will be more flame and heat than smoke; areas such as kitchens, garages, laundries and workshops. This device is activated when it senses a rapid increase in room temperature.

Tested to comply to the
standard of system heat alarms
EN54-5 class A1/R.

Developed & Manufactured by:

CAVIUS Aps

Julsøvej 16 - DK8600 Silkeborg

cavius.com - info@cavius.com

Manufactured in P.R.C.

Distributor information:

for New Zealand - CAVIUS Nano Ltd.

58a Poplar Lane, Papamoa 3187, NZ.

www.cavius.co.nz

for Australia - CAVIUS Australia

14/30 Octal Street, Yatala, QLD 4207, Australia.

www.cavius.com.au

Warranty:

CAVIUS provides a 10-year warranty against defect in faulty material and workmanship from the date of purchase, on all devices.

The warranty applies to reasonable and normal conditions of use only. It does not include damage as a result of misuse, incorrect installation, accidental damage, neglect, unauthorised deconstruction or dismantling and any airborne or other contamination however this may have occurred.

If this product has an acknowledged defect it must be returned to the national CAVIUS distributor at the purchasers cost with the proof of purchase.

If the product has become defective within the 10-year warranty, CAVIUS APS, Denmark will repair or replace the unit without charge and send back to the purchaser, via the national distributor at the distributors cost.

The guarantee excludes labour costs, freight costs, service costs and any incidental and consequential damages. Do not attempt to repair or service this product as this will invalidate the warranty.

Essential certified characteristics:

Type of mounting Ceiling only

Main power supply Internal power source
(battery included)

Battery duration 10 years

Interconnectable device Yes No

Suitable for installation in mobile home Yes No

Connection to external auxiliary devices Yes No

Radio link Yes No

Individual alarm indicator Yes No

Alarm silence facility (10min) Yes No

Radioactivity infrared technology Yes No

CAVIUS

THERMAL HEAT ALARM

THE WORLD'S SMALLEST



10 YEAR
BATTERY
INCLUDED
NON-REPLACEABLE

PLEASE READ THIS USER GUIDE CAREFULLY